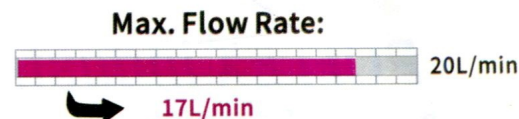


dPOFLEX Industrial Peristaltic Pump

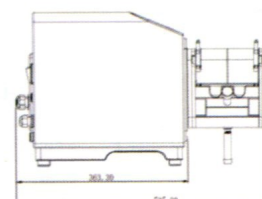
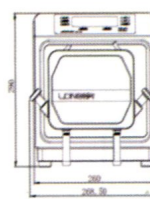
GP01, BP01



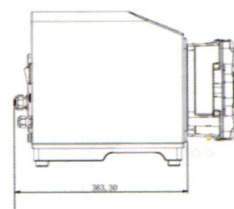
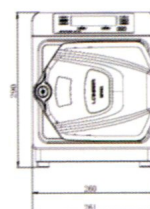
- Available in stainless steel housing and cast aluminum housing for variety of applications
- IP66 for wet and dusty environment
- Supporting fieldbus communication control, digital signal control, analog signal control, and pump status output
- Three-level user authority management, with electronic signature and audit trail functions, meet 21CFR Part 11 and GMP lab requirements
- Integrating multiple sensors: fluid leakage sensor, open-head sensor and flow rate sensor, to realize predictive maintenance

Pump drive model	dPOFLEX GP01	dPOFLEX BP01
Housing material	Cast aluminum	304sst
Speed range	0.1rpm-265rpm, CW/CCW	
Speed resolution	0.1rpm	
Display	4.3 inch LCD, Chinese or English	
Clock function	Year/month/day/hour/minute can be set, hours and minutes are displayed on the running screen	
Work mode	Flow rate mode, dispensing mode, calibration mode	
Flow rate mode	Pump runs continuously at the set flow rate, and displays flow rate and pump speed on the screen	
Flow rate setting range	1.1ml/min-17.0L/min (depending on pump head and tubing)	
Dispensing mode	Pump repeats the dispensing at set volume, cycles and interval time, and displays single volume, dispensed volume, dispensed cycles/target cycles on screen	
Volume of single dispense	1.0mL-274.9L (depending on pump head and tubing)	
Dispensing cycles	1-9999 (0 for unlimited)	
Interval time	5s-9999s	
Calibration function	Improve the flow rate and dispensing volume accuracy	
Control mode	Keypad control, external signal control and communication control	
Communication control	Rs485 or TCP/IP (optional) interface, Modbus RTU, Industrial Ethernet (optional), Profibus DP (optional)	
External control	Speed control: 0-10V, 4-20mA	
Status output	Start/stop, direction control: 5V-24V logic level signal or relay signal (dry contact)	
Open head sensor	Pump Speed: 0-10V, 4-20mA, frequency signal (optional)	
Status when power up	Running/stop, direction, tubing leak alarm: relay signal (dry contact)	
Keypad lock function	Pump will stop when pump head is open for enhanced user safety	
Tubing leak detection	Stop	
Flow rate measurement	Enable the keypad lock function to lock the keypad automatically after 20s standby, (start/stop key will not be locked)	
User access control	Detect the tubing leak and give alarm (optional)	
Electronic signature and audit trail	Measure the flow rate by connecting flow meter (optional)	
Log record	Three levels of user accesses (administrator, technician, operator)	
Support IQ/OQ	Meet the requirement of FDA 21CFR Part 11	
Certificate	Record 90 days operation history, and can be exported directly	
Deminsion(LxWxH)	Meet GMP requirement	
Power supply	CE, UKCA	
Operating condition	EN 61010-1:2010, EN IEC 61010-2-201; EMC: EN IEC61000-6-2, EN IEC 61000-6-4	
IP rating	260x407x298mm	
Weight (drive only)	260x407x290mm	
	AC100-240V 50/60Hz	
	Temperature: 5°C-40°C, relative humidity ≤100%	
	IP 66	
	≤17.6kg	≤16.6kg

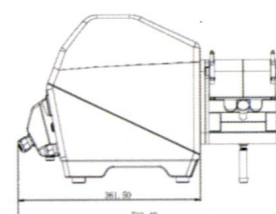
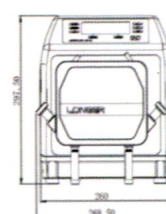
BP01+LPH01



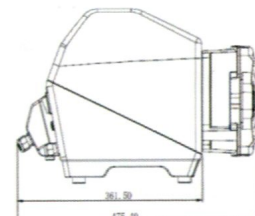
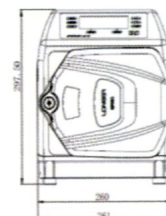
BP01+GPH01



GP01+LPH01



GP01+GPH01



Model (Product Code)	Pump Head	Roller Number	Tubing	Reference Max. Flow Rate (L/min)
dPOFLEX GP01 (05.02.80A) dPOFLEX BP01 (05.02.81A)	GPH01	2	26#, 73#, 82#, 184#	15
	GPH02	2	186#, 188#	17
	GPH03	4	186#, 188#	14
	LPH01	6	185#, 186#, 187#	13.5