

Quick-load Industrial Pump Head

KZ35




Max. Flow Rate



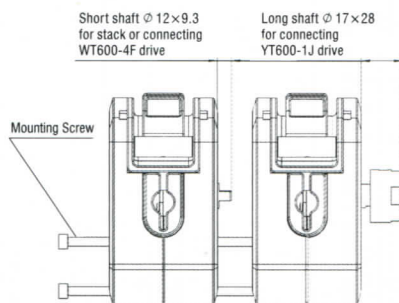
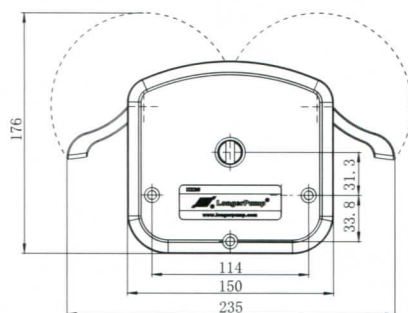
- Similar flow rate to YZ35-13
- 304 stainless steel
- Mainly for industrial applications
- Two tubing retention modes
 - Continuous tubing
 - Tubing with fittings



For continuous tubing



For tubing with fittings



Tubing Clamper Assembly:

Tubing length between two clampers is 18cm



Tubing Fitting Assembly:

Tubing length between two fittings is 16.5cm



Tubing Fitting with clamp:

Tubing length between two fittings is 16.5cm



Model	Shaft	Product Code	Roller Number	Roller Material	Housing Material	Speed (rpm)	Tubing	Max. Flow Rate (mL/min)	Weight (kg)
KZ35-13-A	Long	05.01.26A	3	Stainless steel	Stainless steel	≤ 600	73" 82"	11000	3.7
KZ35-13-B	Short	05.01.26B							